

TECHNISCHE GEGEVENS

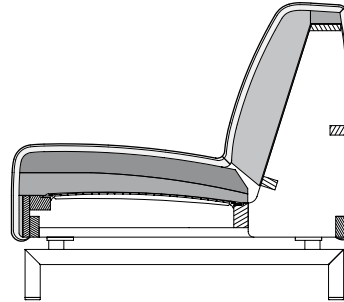
# ROLF BENZ 310

---



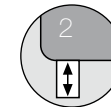
**ROLF  
BENZ**

- Houten binnenromp
- Nosag veren
- Rug van polyurethaanschuim
- Zitting van polyurethaanschuim, gelaagde opbouw, met verschillende hoogtes en uitvoeringen op elkaar afgestemd
- Bekleding onderzijde, met polyestervlies
- Beugelpoot naar keuze:
  - roestvrij staal
  - Staal glad, gepoedercoat mat RAL 9017 verkeerszwart

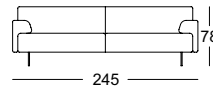
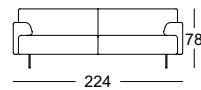
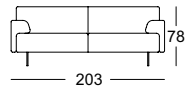
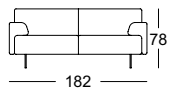


! Hoogwaardige, nonchalante stofferingsopbouw met producttypische vorming van plooiën/zitafdrukken. Alle afmetingen zijn circa-maten.

Zithoogtes leverbaar

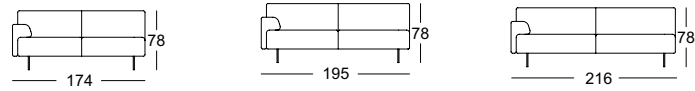


Bank

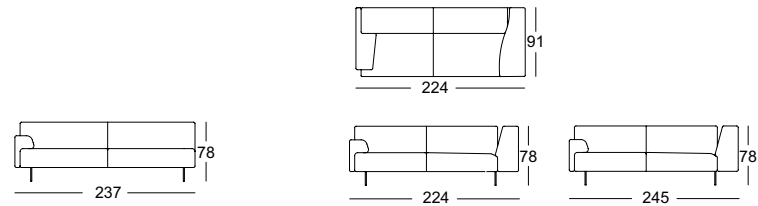


**ROLF  
BENZ**

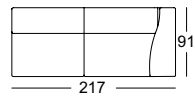
Aanbouwbank\*



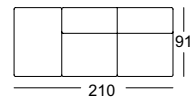
Hoek-aanbouwbank\*



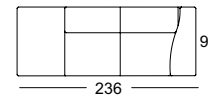
Hoek-aanbouwbank\*



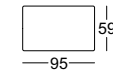
Aanbouwbank met zitting\*



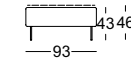
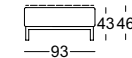
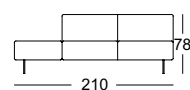
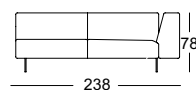
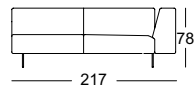
Hoek-aanbouwbank met zitting\*



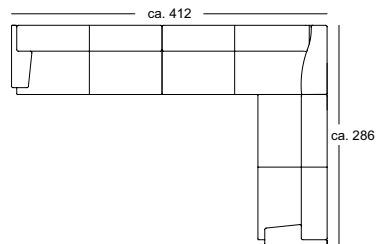
Voetenbank groot



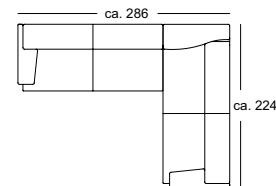
Voetenbankje



Combinatie voorbeelden:



ASO 310/195 li.  
E-ARB 310/217 li.  
ASO 310/195 re.



ASO 310/195 li.  
E-ASO 310/224  
re.

\*Deze elementen zijn als linker uitvoering afgebeeld, ze zijn echter ook in spiegelbeeld, in de rechter uitvoering leverbaar.